

MONTHLY REPORT OF DISBURSEMENTS
For the month of July 2020


Department : State Universities and Colleges (SUCs)
 Agency/Entity : Tarlac State University
 Operating Unit : < not applicable >
 Organization Code : 08 037 0000000
 Fund Cluster : 01 Regular Agency Fund


Particulars	Current Year Budget					Prior Year's Budget											SUB-TOTAL					Trust Liabilities				Grand Total				Remarks
	PS	MOOE	FinEx	OO	TOTAL	PS	MOOE	FinEx	OO	Sub-Total	PS	MOOE	FinEx	OO	Sub-Total	TOTAL	PS	MOOE	CO	TOTAL	PS	MOOE	FinEx	CO	TOTAL					
1	2	3	4	5	6=(2+3+4+5)	7	8	9	10	11=(7+8+9+10)	12	13	14	15	16=(12+13+14+15)	17=(11+16)	18=(6+17)	19	20	21	22=(19+20+21)	23	24	25	26	27=(23+24+25+26)	28			
CASH DISBURSEMENTS	13,528,524.00	7,299,213.44	0.00	4,958,714.07	25,786,451.51	0.00	0.00	0.00	416,398.56	416,398.56	0.00	0.00	0.00	0.00	416,398.56	26,202,850.07	0.00	0.00	0.00	0.00	0.00	13,528,524.00	7,299,213.44	0.00	5,375,112.63	26,202,850.07				
Notice of Cash Allocation (NCA)	13,528,524.00	7,299,213.44	0.00	4,958,714.07	25,786,451.51	0.00	0.00	0.00	416,398.56	416,398.56	0.00	0.00	0.00	0.00	416,398.56	26,202,850.07	0.00	0.00	0.00	0.00	0.00	13,528,524.00	7,299,213.44	0.00	5,375,112.63	26,202,850.07				
MDS Checks Issued	660,158.96	3,005,368.87	0.00	3,665,545.73	0.00	0.00	0.00	0.00	0.00	0.00	0.00	0.00	0.00	0.00	0.00	3,665,545.73	0.00	0.00	0.00	0.00	0.00	660,158.96	3,005,368.87	0.00	3,665,545.73	0.00				
Advice to Debit Account	12,868,365.14	4,293,824.57	0.00	4,958,714.07	22,120,903.78	0.00	0.00	0.00	416,398.56	416,398.56	0.00	0.00	0.00	0.00	416,398.56	22,537,304.34	0.00	0.00	0.00	0.00	0.00	12,868,365.14	4,293,824.57	0.00	5,375,112.63	22,537,304.34				
Notice of Transfer/Allocations (NTA)	0.00	0.00	0.00	0.00	0.00	0.00	0.00	0.00	0.00	0.00	0.00	0.00	0.00	0.00	0.00	0.00	0.00	0.00	0.00	0.00	0.00	0.00	0.00	0.00	0.00	0.00	0.00			
MDS Checks Issued	0.00	0.00	0.00	0.00	0.00	0.00	0.00	0.00	0.00	0.00	0.00	0.00	0.00	0.00	0.00	0.00	0.00	0.00	0.00	0.00	0.00	0.00	0.00	0.00	0.00	0.00	0.00	0.00		
Advice to Debit Account	0.00	0.00	0.00	0.00	0.00	0.00	0.00	0.00	0.00	0.00	0.00	0.00	0.00	0.00	0.00	0.00	0.00	0.00	0.00	0.00	0.00	0.00	0.00	0.00	0.00	0.00	0.00	0.00		
Working Fund for FAPs	0.00	0.00	0.00	0.00	0.00	0.00	0.00	0.00	0.00	0.00	0.00	0.00	0.00	0.00	0.00	0.00	0.00	0.00	0.00	0.00	0.00	0.00	0.00	0.00	0.00	0.00	0.00	0.00		
Cash Disbursement Ceiling (CDC)	0.00	0.00	0.00	0.00	0.00	0.00	0.00	0.00	0.00	0.00	0.00	0.00	0.00	0.00	0.00	0.00	0.00	0.00	0.00	0.00	0.00	0.00	0.00	0.00	0.00	0.00	0.00	0.00		
TOTAL CASH DISBURSEMENTS	13,528,524.00	7,299,213.44	0.00	4,958,714.07	25,786,451.51	0.00	0.00	0.00	416,398.56	416,398.56	0.00	0.00	0.00	0.00	416,398.56	26,202,850.07	0.00	0.00	0.00	0.00	0.00	13,528,524.00	7,299,213.44	0.00	5,375,112.63	26,202,850.07				
NON-CASH DISBURSEMENTS	1,924,827.31	25,292.18	0.00	290,681.93	2,239,801.42	0.00	0.00	0.00	27,759.93	27,759.93	0.00	0.00	0.00	0.00	27,759.93	2,267,561.32	0.00	0.00	0.00	0.00	0.00	1,924,827.31	25,292.18	0.00	308,441.93	2,258,561.32				
Tax Remittance Advances Issued (TRA)	1,924,827.31	25,292.18	0.00	290,681.93	2,239,801.42	0.00	0.00	0.00	27,759.93	27,759.93	0.00	0.00	0.00	0.00	27,759.93	2,267,561.32	0.00	0.00	0.00	0.00	0.00	1,924,827.31	25,292.18	0.00	308,441.93	2,258,561.32				
Non-Cash Academic Awards (NCAA)	0.00	0.00	0.00	0.00	0.00	0.00	0.00	0.00	0.00	0.00	0.00	0.00	0.00	0.00	0.00	0.00	0.00	0.00	0.00	0.00	0.00	0.00	0.00	0.00	0.00	0.00	0.00	0.00		
Disbursements effected through outright deductions from claims (please specify)	0.00	0.00	0.00	0.00	0.00	0.00	0.00	0.00	0.00	0.00	0.00	0.00	0.00	0.00	0.00	0.00	0.00	0.00	0.00	0.00	0.00	0.00	0.00	0.00	0.00	0.00	0.00	0.00		
Overpayment of expenses (e.g. personnel benefits)	0.00	0.00	0.00	0.00	0.00	0.00	0.00	0.00	0.00	0.00	0.00	0.00	0.00	0.00	0.00	0.00	0.00	0.00	0.00	0.00	0.00	0.00	0.00	0.00	0.00	0.00	0.00	0.00		
Reimbursement for loss of government property	0.00	0.00	0.00	0.00	0.00	0.00	0.00	0.00	0.00	0.00	0.00	0.00	0.00	0.00	0.00	0.00	0.00	0.00	0.00	0.00	0.00	0.00	0.00	0.00	0.00	0.00	0.00	0.00		
Liquidated damages and similar items	0.00	0.00	0.00	0.00	0.00	0.00	0.00	0.00	0.00	0.00	0.00	0.00	0.00	0.00	0.00	0.00	0.00	0.00	0.00	0.00	0.00	0.00	0.00	0.00	0.00	0.00	0.00	0.00		
Others (e.g. TEF, B.T., Docs Stamp, etc.)	0.00	0.00	0.00	0.00	0.00	0.00	0.00	0.00	0.00	0.00	0.00	0.00	0.00	0.00	0.00	0.00	0.00	0.00	0.00	0.00	0.00	0.00	0.00	0.00	0.00	0.00	0.00	0.00		
ASST Less: Adjustments (e.g. cancelled/voided checks)	0.00	0.00	0.00	0.00	0.00	0.00	0.00	0.00	0.00	0.00	0.00	0.00	0.00	0.00	0.00	0.00	0.00	0.00	0.00	0.00	0.00	0.00	0.00	0.00	0.00	0.00	0.00	0.00		
Balance of Disbursement Authorities as at date	0.00	0.00	0.00	0.00	0.00	0.00	0.00	0.00	0.00	0.00	0.00	0.00	0.00	0.00	0.00	0.00	0.00	0.00	0.00	0.00	0.00	0.00	0.00	0.00	0.00	0.00	0.00	0.00		
TOTAL NON-CASH DISBURSEMENTS	1,924,827.31	25,292.18	0.00	290,681.93	2,239,801.42	0.00	0.00	0.00	27,759.93	27,759.93	0.00	0.00	0.00	0.00	27,759.93	2,267,561.32	0.00	0.00	0.00	0.00	0.00	1,924,827.31	25,292.18	0.00	308,441.93	2,258,561.32				
GRAND TOTAL	15,453,351.31	7,324,505.62	0.00	5,239,396.00	28,017,252.93	0.00	0.00	0.00	444,158.49	444,158.49	0.00	0.00	0.00	0.00	444,158.49	28,461,411.39	0.00	0.00	0.00	0.00	0.00	15,453,351.31	7,324,505.62	0.00	5,683,554.46	28,461,411.39				

SUMMARY

Particulars	Previous Report (1)	This Month (2)	As at Date (4)
Total Disbursement Authorities Received	0.00	0.00	0.00
NCA	0.00	0.00	0.00
NTA	0.00	0.00	0.00
Working Fund	0.00	0.00	0.00
TRA	0.00	0.00	0.00
CDC	0.00	0.00	0.00
NCAA	0.00	0.00	0.00
Less: Notice of Transfer of Allocations (NTA) issued	0.00	0.00	0.00
Total Disbursement Authorities Available	0.00	0.00	0.00
Less:			
Lapsed NCA	0.00	0.00	0.00
Disbursements	0.00	0.00	0.00
Less: Other Non-Cash Disbursements	0.00	0.00	0.00
Disbursements effected through outright deductions from claims	0.00	0.00	0.00
Overpayment of expenses (e.g. personnel benefits)	0.00	0.00	0.00
Reimbursement for loss of government property	0.00	0.00	0.00
Liquidated damages and similar items	0.00	0.00	0.00
Others (e.g. TEF, B.T., Docs Stamp, etc.)	0.00	0.00	0.00
ASST Less: Adjustments (e.g. cancelled/voided checks)	0.00	0.00	0.00
Balance of Disbursement Authorities as at date	0.00	0.00	0.00
Total Disbursements Program	0.00	0.00	0.00
Less: Actual Disbursements	0.00	0.00	0.00
(Over/Under spending)	0.00	0.00	0.00

Notes: - The use of NTA is discouraged
 Notes: - Amounts should tally with the general total disbursement (column 27)

Certified Correct:

 JOHN ERWIN C. PANLILO
 Accountant
 Date: 2020-08-11 14:35:08.0

Recommending Approval:

 MYRNA O. MILLARI
 Director, FMS
 Date: 2020-08-11 14:41:51.0

Approved By:

 MYRNA O. MILLARI
 Agency Head
 Date: 2020-08-11 14:47:

MONTHLY REPORT OF DISBURSEMENTS
For the month of August 2020


Department : State Universities and Colleges (SUCs)
Agency/Entity : Talase State University
Operating Unit : < not applicable >
Organization Code : 08 037 000000
Fund Cluster : 01 Regular Agency Fund


Particulars	Current Year Budget					Prior Year's Accounts Payable					Current Year's Accounts Payable					SUB-TOTAL	Trust Liabilities					Grand Total	Remarks					
	PS	MOOE	FinEx	CO	TOTAL	PS	MOOE	FinEx	CO	Sub-Total	PS	MOOE	FinEx	CO	Sub-Total		PS	MOOE	CO	TOTAL	PS			MOOE	FinEx	CO	TOTAL	
	2	3	4	5	6=(2+3+4+5)	7	8	9	10	11=(7+8+9+10)	12	13	14	15	16=(12+13+14+15)		17=(11+16)	18=(6+17)	19	20	21			22=(19+20+21)	23	24	25	26
CASH DISBURSEMENTS	0.00	0.00	0.00	0.00	0.00	0.00	0.00	0.00	0.00	0.00	0.00	0.00	0.00	0.00	0.00	0.00	0.00	0.00	0.00	0.00	0.00	0.00	0.00	0.00	0.00	0.00	0.00	0.00
Notice of Cash Allocation (NCA)	0.00	0.00	0.00	0.00	0.00	0.00	0.00	0.00	0.00	0.00	0.00	0.00	0.00	0.00	0.00	0.00	0.00	0.00	0.00	0.00	0.00	0.00	0.00	0.00	0.00	0.00	0.00	0.00
MDS Checks Issued	0.00	0.00	0.00	0.00	0.00	0.00	0.00	0.00	0.00	0.00	0.00	0.00	0.00	0.00	0.00	0.00	0.00	0.00	0.00	0.00	0.00	0.00	0.00	0.00	0.00	0.00	0.00	0.00
Advice to Debit Account	0.00	0.00	0.00	0.00	0.00	0.00	0.00	0.00	0.00	0.00	0.00	0.00	0.00	0.00	0.00	0.00	0.00	0.00	0.00	0.00	0.00	0.00	0.00	0.00	0.00	0.00	0.00	0.00
Notice of Transfer Allocations (NTA)	0.00	0.00	0.00	0.00	0.00	0.00	0.00	0.00	0.00	0.00	0.00	0.00	0.00	0.00	0.00	0.00	0.00	0.00	0.00	0.00	0.00	0.00	0.00	0.00	0.00	0.00	0.00	0.00
MDS Checks Issued	0.00	0.00	0.00	0.00	0.00	0.00	0.00	0.00	0.00	0.00	0.00	0.00	0.00	0.00	0.00	0.00	0.00	0.00	0.00	0.00	0.00	0.00	0.00	0.00	0.00	0.00	0.00	0.00
Advice to Debit Account	0.00	0.00	0.00	0.00	0.00	0.00	0.00	0.00	0.00	0.00	0.00	0.00	0.00	0.00	0.00	0.00	0.00	0.00	0.00	0.00	0.00	0.00	0.00	0.00	0.00	0.00	0.00	0.00
Working Fund for FAPs	0.00	0.00	0.00	0.00	0.00	0.00	0.00	0.00	0.00	0.00	0.00	0.00	0.00	0.00	0.00	0.00	0.00	0.00	0.00	0.00	0.00	0.00	0.00	0.00	0.00	0.00	0.00	0.00
Cash Disbursement Calling (CDC)	0.00	0.00	0.00	0.00	0.00	0.00	0.00	0.00	0.00	0.00	0.00	0.00	0.00	0.00	0.00	0.00	0.00	0.00	0.00	0.00	0.00	0.00	0.00	0.00	0.00	0.00	0.00	0.00
TOTAL CASH DISBURSEMENTS	0.00	0.00	0.00	0.00	0.00	0.00	0.00	0.00	0.00	0.00	0.00	0.00	0.00	0.00	0.00	0.00	0.00	0.00	0.00	0.00	0.00	0.00	0.00	0.00	0.00	0.00	0.00	0.00
NON-CASH DISBURSEMENTS	0.00	0.00	0.00	0.00	0.00	0.00	0.00	0.00	0.00	0.00	0.00	0.00	0.00	0.00	0.00	0.00	0.00	0.00	0.00	0.00	0.00	0.00	0.00	0.00	0.00	0.00	0.00	0.00
Tax Remittance Advices Issued (TRA)	0.00	0.00	0.00	0.00	0.00	0.00	0.00	0.00	0.00	0.00	0.00	0.00	0.00	0.00	0.00	0.00	0.00	0.00	0.00	0.00	0.00	0.00	0.00	0.00	0.00	0.00	0.00	0.00
Non-Cash Availment Authority (NCAA)	0.00	0.00	0.00	0.00	0.00	0.00	0.00	0.00	0.00	0.00	0.00	0.00	0.00	0.00	0.00	0.00	0.00	0.00	0.00	0.00	0.00	0.00	0.00	0.00	0.00	0.00	0.00	0.00
Disbursements effected through outright deductions from claims (e.g. insurance, etc.)	0.00	0.00	0.00	0.00	0.00	0.00	0.00	0.00	0.00	0.00	0.00	0.00	0.00	0.00	0.00	0.00	0.00	0.00	0.00	0.00	0.00	0.00	0.00	0.00	0.00	0.00	0.00	0.00
Overpayment of expenses (e.g. personnel benefits)	0.00	0.00	0.00	0.00	0.00	0.00	0.00	0.00	0.00	0.00	0.00	0.00	0.00	0.00	0.00	0.00	0.00	0.00	0.00	0.00	0.00	0.00	0.00	0.00	0.00	0.00	0.00	0.00
Restitution for loss of government property	0.00	0.00	0.00	0.00	0.00	0.00	0.00	0.00	0.00	0.00	0.00	0.00	0.00	0.00	0.00	0.00	0.00	0.00	0.00	0.00	0.00	0.00	0.00	0.00	0.00	0.00	0.00	0.00
Liquidated damages and similar claims	0.00	0.00	0.00	0.00	0.00	0.00	0.00	0.00	0.00	0.00	0.00	0.00	0.00	0.00	0.00	0.00	0.00	0.00	0.00	0.00	0.00	0.00	0.00	0.00	0.00	0.00	0.00	0.00
Others (e.g. TEF, BT, Docs Stamp, etc.)	0.00	0.00	0.00	0.00	0.00	0.00	0.00	0.00	0.00	0.00	0.00	0.00	0.00	0.00	0.00	0.00	0.00	0.00	0.00	0.00	0.00	0.00	0.00	0.00	0.00	0.00	0.00	0.00
TOTAL NON-CASH DISBURSEMENTS	0.00	0.00	0.00	0.00	0.00	0.00	0.00	0.00	0.00	0.00	0.00	0.00	0.00	0.00	0.00	0.00	0.00	0.00	0.00	0.00	0.00	0.00	0.00	0.00	0.00	0.00	0.00	0.00
GRAND TOTAL	0.00	0.00	0.00	0.00	0.00	0.00	0.00	0.00	0.00	0.00	0.00	0.00	0.00	0.00	0.00	0.00	0.00	0.00	0.00	0.00	0.00	0.00	0.00	0.00	0.00	0.00	0.00	0.00

SUMMARY

Particulars	Previous Report (1)	This Month (2)	As of Date (3)
Total Disbursement Authorities Received	0.00	0.00	0.00
NCA	0.00	0.00	0.00
NTA	0.00	0.00	0.00
Working Fund	0.00	0.00	0.00
TRA	0.00	0.00	0.00
CDC	0.00	0.00	0.00
NCAA	0.00	0.00	0.00
Less: Notice of Transfer of Allocations (NTA)* issued	0.00	0.00	0.00
Total Disbursement Authorities Available	0.00	0.00	0.00
Less:			
Lapsed NCA	0.00	0.00	0.00
Disbursements	0.00	0.00	0.00
Less: Other Non-Cash Disbursements	0.00	0.00	0.00
Disbursements effected through outright deductions from claims	0.00	0.00	0.00
Overpayment of expenses (e.g. personnel benefits)	0.00	0.00	0.00
Restitution for loss of government property	0.00	0.00	0.00
Liquidated damages and similar claims	0.00	0.00	0.00
Others (e.g. TEF, BT, Docs Stamp, etc.)	0.00	0.00	0.00
Add/ Less: Adjustments (e.g. cancelled/stated checks)	0.00	0.00	0.00
Balance of Disbursement Authorities as of date	0.00	0.00	0.00
Total Disbursements Program	0.00	0.00	0.00
Less: Actual Disbursements	0.00	0.00	0.00
(Over/Under spending)	0.00	0.00	0.00

Notes: * The use of NTA is discouraged
Notes: ** Amounts should tally with the grand total disbursement (column 27).

Certified Correct:

JOHN ERWIN C. PANLILO
Accountant
Date: 2020-09-10 14:48:58.0

Recommended Approval:

JOHN ERWIN C. PANLILO
Director, FMS
Date: 2020-10-14 15:51:06.0

Approved By:

MYRNA O. MALLARI
Agency Head
Date: 2020-10-14 16:00:00


MONTHLY REPORT OF DISBURSEMENTS
For the month of September 2020

Department: State Universities and Colleges (SUCs)
 Agency/Entity: Tadarac State University
 Reporting Unit: < not applicable >
 Organization Code: 08 037 0000000
 Cluster: 01 Regular Agency Fund

Particulars	Current Year Budget					Prior Year's Budget					Current Year's Accounts Payable					SUB-TOTAL	Trust Liabilities				Grand Total				Remarks	
	PS	MOOE	FinEx	CO	TOTAL	PS	MOOE	FinEx	CO	Sub-Total	PS	MOOE	FinEx	CO	Sub-Total		PS	MOOE	CO	TOTAL	PS	MOOE	FinEx	CO		TOTAL
	2	3	4	5	6(2+3+4+5)	7	8	9	10	11(7+8+9+10)	12	13	14	15	16(12+13+14+15)		17(1+11+16)	18(16+17)	19	20	21	22(19+20+21)	23	24		25
DISBURSEMENTS	18,045,984.26	8,635,855.19	0.00	13,825,020.13	40,506,859.58	0.00	27,275.18	0.00	7,677,919.60	7,705,194.78	0.00	0.00	0.00	0.00	0.00	7,705,194.78	48,212,054.36	0.00	0.00	0.00	18,045,984.26	8,663,130.37	0.00	21,502,939.73	48,212,054.36	
of Cash Allocation (NGA)	4,598,230.98	1,888,692.45	0.00	0.00	6,486,923.47	0.00	0.00	0.00	0.00	0.00	0.00	0.00	0.00	0.00	0.00	6,486,923.47	0.00	0.00	0.00	4,598,230.98	1,888,692.45	0.00	0.00	6,486,923.47		
35 Checks Issued	4,598,230.98	1,888,692.45	0.00	0.00	6,486,923.47	0.00	0.00	0.00	0.00	0.00	0.00	0.00	0.00	0.00	0.00	6,486,923.47	0.00	0.00	0.00	4,598,230.98	1,888,692.45	0.00	0.00	6,486,923.47		
Notice to Debt Account	0.00	0.00	0.00	0.00	0.00	0.00	0.00	0.00	0.00	0.00	0.00	0.00	0.00	0.00	0.00	0.00	0.00	0.00	0.00	0.00	0.00	0.00	0.00	0.00	0.00	
Notice of Transfer Allocations (NTA)	13,447,753.28	6,747,162.70	0.00	13,825,020.13	34,018,936.11	0.00	27,275.18	0.00	7,677,919.60	7,705,194.78	0.00	0.00	0.00	0.00	0.00	7,705,194.78	41,725,130.89	0.00	0.00	0.00	13,447,753.28	6,774,437.88	0.00	21,902,939.73	41,725,130.89	
35 Checks Issued	13,447,753.28	6,747,162.70	0.00	13,825,020.13	34,018,936.11	0.00	27,275.18	0.00	7,677,919.60	7,705,194.78	0.00	0.00	0.00	0.00	0.00	7,705,194.78	41,725,130.89	0.00	0.00	0.00	13,447,753.28	6,774,437.88	0.00	21,902,939.73	41,725,130.89	
Notice to Debt Account	0.00	0.00	0.00	0.00	0.00	0.00	0.00	0.00	0.00	0.00	0.00	0.00	0.00	0.00	0.00	0.00	0.00	0.00	0.00	0.00	0.00	0.00	0.00	0.00	0.00	
Using Fund for FAAs	0.00	0.00	0.00	0.00	0.00	0.00	0.00	0.00	0.00	0.00	0.00	0.00	0.00	0.00	0.00	0.00	0.00	0.00	0.00	0.00	0.00	0.00	0.00	0.00	0.00	
Disbursement Ceiling (CDC)	0.00	0.00	0.00	0.00	0.00	0.00	0.00	0.00	0.00	0.00	0.00	0.00	0.00	0.00	0.00	0.00	0.00	0.00	0.00	0.00	0.00	0.00	0.00	0.00	0.00	
L CASH DISBURSEMENTS	18,045,984.26	8,635,855.19	0.00	13,825,020.13	40,506,859.58	0.00	27,275.18	0.00	7,677,919.60	7,705,194.78	0.00	0.00	0.00	0.00	0.00	7,705,194.78	48,212,054.36	0.00	0.00	0.00	18,045,984.26	8,663,130.37	0.00	21,502,939.73	48,212,054.36	
CASH DISBURSEMENTS	1,722,233.99	2,154,182.50	0.00	0.00	3,876,416.49	0.00	0.00	0.00	0.00	0.00	0.00	0.00	0.00	0.00	0.00	3,876,416.49	0.00	0.00	0.00	1,722,233.99	2,154,182.50	0.00	0.00	3,876,416.49		
Remittance Advances Issued (TRA)	1,722,233.99	2,154,182.50	0.00	0.00	3,876,416.49	0.00	0.00	0.00	0.00	0.00	0.00	0.00	0.00	0.00	0.00	3,876,416.49	0.00	0.00	0.00	1,722,233.99	2,154,182.50	0.00	0.00	3,876,416.49		
-Cash Availment Authority (NCAA)	0.00	0.00	0.00	0.00	0.00	0.00	0.00	0.00	0.00	0.00	0.00	0.00	0.00	0.00	0.00	0.00	0.00	0.00	0.00	0.00	0.00	0.00	0.00	0.00	0.00	
Disbursements effected through outright	0.00	0.00	0.00	0.00	0.00	0.00	0.00	0.00	0.00	0.00	0.00	0.00	0.00	0.00	0.00	0.00	0.00	0.00	0.00	0.00	0.00	0.00	0.00	0.00	0.00	
Repayment of expenses (e.g. personnel benefits)	0.00	0.00	0.00	0.00	0.00	0.00	0.00	0.00	0.00	0.00	0.00	0.00	0.00	0.00	0.00	0.00	0.00	0.00	0.00	0.00	0.00	0.00	0.00	0.00	0.00	
Restitution for loss of government property	0.00	0.00	0.00	0.00	0.00	0.00	0.00	0.00	0.00	0.00	0.00	0.00	0.00	0.00	0.00	0.00	0.00	0.00	0.00	0.00	0.00	0.00	0.00	0.00	0.00	
Judicial damages and similar claims	0.00	0.00	0.00	0.00	0.00	0.00	0.00	0.00	0.00	0.00	0.00	0.00	0.00	0.00	0.00	0.00	0.00	0.00	0.00	0.00	0.00	0.00	0.00	0.00	0.00	
Other TEF, BTY, Docs Stamp, etc.)	0.00	0.00	0.00	0.00	0.00	0.00	0.00	0.00	0.00	0.00	0.00	0.00	0.00	0.00	0.00	0.00	0.00	0.00	0.00	0.00	0.00	0.00	0.00	0.00	0.00	
Other Non-Cash Disbursements	0.00	0.00	0.00	0.00	0.00	0.00	0.00	0.00	0.00	0.00	0.00	0.00	0.00	0.00	0.00	0.00	0.00	0.00	0.00	0.00	0.00	0.00	0.00	0.00	0.00	
Disbursements effected through outright deductions from claims	0.00	0.00	0.00	0.00	0.00	0.00	0.00	0.00	0.00	0.00	0.00	0.00	0.00	0.00	0.00	0.00	0.00	0.00	0.00	0.00	0.00	0.00	0.00	0.00	0.00	
Repayment of expenses (e.g. personnel benefits)	0.00	0.00	0.00	0.00	0.00	0.00	0.00	0.00	0.00	0.00	0.00	0.00	0.00	0.00	0.00	0.00	0.00	0.00	0.00	0.00	0.00	0.00	0.00	0.00	0.00	
Restitution for loss of government property	0.00	0.00	0.00	0.00	0.00	0.00	0.00	0.00	0.00	0.00	0.00	0.00	0.00	0.00	0.00	0.00	0.00	0.00	0.00	0.00	0.00	0.00	0.00	0.00	0.00	
Judicial damages and similar claims	0.00	0.00	0.00	0.00	0.00	0.00	0.00	0.00	0.00	0.00	0.00	0.00	0.00	0.00	0.00	0.00	0.00	0.00	0.00	0.00	0.00	0.00	0.00	0.00	0.00	
Other TEF, BTY, Docs Stamp, etc.)	0.00	0.00	0.00	0.00	0.00	0.00	0.00	0.00	0.00	0.00	0.00	0.00	0.00	0.00	0.00	0.00	0.00	0.00	0.00	0.00	0.00	0.00	0.00	0.00	0.00	
Other Adjustments (e.g. cancelled/skipped checks)	0.00	0.00	0.00	0.00	0.00	0.00	0.00	0.00	0.00	0.00	0.00	0.00	0.00	0.00	0.00	0.00	0.00	0.00	0.00	0.00	0.00	0.00	0.00	0.00	0.00	
Disbursements Authorities as at date	0.00	0.00	0.00	0.00	0.00	0.00	0.00	0.00	0.00	0.00	0.00	0.00	0.00	0.00	0.00	0.00	0.00	0.00	0.00	0.00	0.00	0.00	0.00	0.00	0.00	
Actual Disbursements	0.00	0.00	0.00	0.00	0.00	0.00	0.00	0.00	0.00	0.00	0.00	0.00	0.00	0.00	0.00	0.00	0.00	0.00	0.00	0.00	0.00	0.00	0.00	0.00	0.00	
Under spending	0.00	0.00	0.00	0.00	0.00	0.00	0.00	0.00	0.00	0.00	0.00	0.00	0.00	0.00	0.00	0.00	0.00	0.00	0.00	0.00	0.00	0.00	0.00	0.00	0.00	
The use of NTA is discouraged																										
Amounts should tally with the grand total disbursement (column 27).																										

MARY	Particulars	Previous Report	This Month	As at Date
	(1)	(2)	(3)	(4)
Disbursement Authorities Received		0.00	0.00	0.00
Using Fund		0.00	0.00	0.00
A		0.00	0.00	0.00
Notice of Transfer of Allocations (NTA) issued		0.00	0.00	0.00
Disbursement Authorities Available		0.00	0.00	0.00
Used NTA		0.00	0.00	0.00
Disbursements		0.00	0.00	0.00
Other Non-Cash Disbursements		0.00	0.00	0.00
Disbursements effected through outright deductions from claims		0.00	0.00	0.00
Repayment of expenses (e.g. personnel benefits)		0.00	0.00	0.00
Restitution for loss of government property		0.00	0.00	0.00
Judicial damages and similar claims		0.00	0.00	0.00
Other TEF, BTY, Docs Stamp, etc.)		0.00	0.00	0.00
Other Adjustments (e.g. cancelled/skipped checks)		0.00	0.00	0.00
Disbursements Authorities as at date		0.00	0.00	0.00
Actual Disbursements		0.00	0.00	0.00
Under spending		0.00	0.00	0.00

Certified Correct:
 JOHN ERWIN C. PANLILIO
 Accountant
 Date: 2020-10-07 13:43:40.0

Recommending Approval:

 JOHN ERWIN C. PANLILIO
 Director, FMS
 Date: 2020-10-07 14:29:28.0

Approved By:

 MYRNA Q. MALLARI
 Agency Head
 Date: 2020-10-07 15:29:29.0