

STATEMENT OF APPROPRIATIONS, ALLOTMENTS, OBLIGATIONS, DISBURSEMENTS AND BALANCES
As at the Quarter Ending June 30, 2021

Department: State Universities and Colleges (SUCs)
Agency: Tarlac State University
Operating Unit: < not applicable >
Organization Code (UACS): 08 037 000000
Fund Cluster: 01 Regular Agency Fund

	Current Year Appropriations
	Supplemental Appropriations
X	Continuing Appropriations

(e.g. UACS Fund Cluster: 01-Regular Agency Fund, 02-Foreign Assisted Projects Fund, 03-Special Account-Locally Funded/Domestic Grants Fund, and 04-Special Account-Foreign Assisted/Foreign Grants Fund)


Particulars	UACS CODE	Appropriations			Allotments			Current Year Obligations							Current Year Disbursements				Balances					
		Authorized Appropriations	Adjustments (Transfer To/From, Realignment)	Adjusted Appropriations	Allotments Received	Adjustments (Withdrawal, Realignment)	Transfer To	Transfer From	Adjusted Total Allotments	1st Quarter Ending March 31	2nd Quarter Ending June 30	3rd Quarter Ending Sept. 30	4th Quarter Ending Dec. 31	TOTAL	1st Quarter Ending March 31	2nd Quarter Ending June 30	3rd Quarter Ending Sept. 30	4th Quarter Ending Dec. 31	TOTAL	Unreleased Appro	Unobligated Allotments	Unpaid Obligations		
		3	4	5=(3+4)	6	7	8	9	10=[(6+7)+8+9]	11	12	13	14	15=(11+12+13+14)	16	17	18	19	20=(16+17+18+19)	21=(5-10)	22=(10-15)	23	24	
I. Continuing Appropriations		37,110,190.56	(609,210.21)	36,500,980.35	36,500,980.35	0.00	0.00	0.00	36,500,980.35	13,677,374.68	2,076,263.03	0.00	0.00	15,753,638.01	4,669,556.35	8,912,178.49	0.00	0.00	13,581,734.84	0.00	20,747,342.34	8,912,178.49	175,315.47	1,956,587.70
Agency Specific Budget		37,110,190.56	(609,210.21)	36,500,980.35	36,500,980.35	0.00	0.00	0.00	36,500,980.35	13,677,374.68	2,076,263.03	0.00	0.00	15,753,638.01	4,669,556.35	8,912,178.49	0.00	0.00	13,581,734.84	0.00	20,747,342.34	8,912,178.49	175,315.47	1,956,587.70
General Administration and Support	10000000000000	4,864,662.09	0.00	4,864,662.09	4,864,662.09	0.00	0.00	0.00	4,864,662.09	1,457,711.73	512,341.77	0.00	0.00	1,970,053.50	1,457,711.73	512,341.77	0.00	0.00	1,970,053.50	0.00	2,894,608.59	0.00	0.00	0.00
General Management and Supervision	100000100001000	4,864,662.09	0.00	4,864,662.09	4,864,662.09	0.00	0.00	0.00	4,864,662.09	1,457,711.73	512,341.77	0.00	0.00	1,970,053.50	1,457,711.73	512,341.77	0.00	0.00	1,970,053.50	0.00	2,894,608.59	0.00	0.00	0.00
MOOE		4,864,662.09	0.00	4,864,662.09	4,864,662.09	0.00	0.00	0.00	4,864,662.09	1,457,711.73	512,341.77	0.00	0.00	1,970,053.50	1,457,711.73	512,341.77	0.00	0.00	1,970,053.50	0.00	2,894,608.59	0.00	0.00	0.00
Sub-Total General Administration and Support		4,864,662.09	0.00	4,864,662.09	4,864,662.09	0.00	0.00	0.00	4,864,662.09	1,457,711.73	512,341.77	0.00	0.00	1,970,053.50	1,457,711.73	512,341.77	0.00	0.00	1,970,053.50	0.00	2,894,608.59	0.00	0.00	0.00
PS		0.00	0.00	0.00	0.00	0.00	0.00	0.00	0.00	0.00	0.00	0.00	0.00	0.00	0.00	0.00	0.00	0.00	0.00	0.00	0.00	0.00	0.00	0.00
MOOE		4,864,662.09	0.00	4,864,662.09	4,864,662.09	0.00	0.00	0.00	4,864,662.09	1,457,711.73	512,341.77	0.00	0.00	1,970,053.50	1,457,711.73	512,341.77	0.00	0.00	1,970,053.50	0.00	2,894,608.59	0.00	0.00	0.00
FinEx (if Applicable)		0.00	0.00	0.00	0.00	0.00	0.00	0.00	0.00	0.00	0.00	0.00	0.00	0.00	0.00	0.00	0.00	0.00	0.00	0.00	0.00	0.00	0.00	0.00
CD		0.00	0.00	0.00	0.00	0.00	0.00	0.00	0.00	0.00	0.00	0.00	0.00	0.00	0.00	0.00	0.00	0.00	0.00	0.00	0.00	0.00	0.00	0.00
Support to Operations	20000000000000	363,238.80	0.00	363,238.80	363,238.80	0.00	0.00	0.00	363,238.80	316,237.97	(0.17)	0.00	0.00	316,237.80	140,922.50	175,315.30	0.00	0.00	316,237.80	0.00	47,001.00	175,315.47	(175,315.47)	
Auxiliary Services	200000100001000	363,238.80	0.00	363,238.80	363,238.80	0.00	0.00	0.00	363,238.80	316,237.97	(0.17)	0.00	0.00	316,237.80	140,922.50	175,315.30	0.00	0.00	316,237.80	0.00	47,001.00	175,315.47	(175,315.47)	
MOOE		363,238.80	0.00	363,238.80	363,238.80	0.00	0.00	0.00	363,238.80	316,237.97	(0.17)	0.00	0.00	316,237.80	140,922.50	175,315.30	0.00	0.00	316,237.80	0.00	47,001.00	175,315.47	(175,315.47)	
Sub-Total Support to Operations		363,238.80	0.00	363,238.80	363,238.80	0.00	0.00	0.00	363,238.80	316,237.97	(0.17)	0.00	0.00	316,237.80	140,922.50	175,315.30	0.00	0.00	316,237.80	0.00	47,001.00	175,315.47	(175,315.47)	
PS		0.00	0.00	0.00	0.00	0.00	0.00	0.00	0.00	0.00	0.00	0.00	0.00	0.00	0.00	0.00	0.00	0.00	0.00	0.00	0.00	0.00	0.00	
MOOE		363,238.80	0.00	363,238.80	363,238.80	0.00	0.00	0.00	363,238.80	316,237.97	(0.17)	0.00	0.00	316,237.80	140,922.50	175,315.30	0.00	0.00	316,237.80	0.00	47,001.00	175,315.47	(175,315.47)	
FinEx (if Applicable)		0.00	0.00	0.00	0.00	0.00	0.00	0.00	0.00	0.00	0.00	0.00	0.00	0.00	0.00	0.00	0.00	0.00	0.00	0.00	0.00	0.00	0.00	
CD		0.00	0.00	0.00	0.00	0.00	0.00	0.00	0.00	0.00	0.00	0.00	0.00	0.00	0.00	0.00	0.00	0.00	0.00	0.00	0.00	0.00	0.00	
Operations	30000000000000	31,882,289.67	(609,210.21)	31,273,079.46	31,273,079.46	0.00	0.00	0.00	31,273,079.46	11,903,426.28	1,963,921.43	0.00	0.00	13,467,348.71	3,070,922.12	8,224,521.42	0.00	0.00	11,296,443.54	0.00	17,896,732.75	0.00	2,171,903.17	
OO - Relevant and quality tertiary education ensured to achieve inclusive growth and access of poor but deserving students to quality tertiary education increased		30,558,679.36	(609,210.21)	29,949,469.15	29,949,469.15	0.00	0.00	0.00	29,949,469.15	11,117,383.29	1,401,786.86	0.00	0.00	12,519,170.15	2,573,112.88	7,912,274.68	0.00	0.00	10,485,387.56	0.00	17,430,299.00	0.00	2,033,782.59	
HIGHER EDUCATION PROGRAM		30,558,679.36	(609,210.21)	29,949,469.15	29,949,469.15	0.00	0.00	0.00	29,949,469.15	11,117,383.29	1,401,786.86	0.00	0.00	12,519,170.15	2,573,112.88	7,912,274.68	0.00	0.00	10,485,387.56	0.00	17,430,299.00	0.00	2,033,782.59	
Provision of Higher Education Services	310100100001000	28,925,094.84	(599,600.00)	28,325,494.84	28,325,494.84	0.00	0.00	0.00	28,325,494.84	11,117,383.29	1,401,786.86	0.00	0.00	12,519,170.15	2,573,112.88	7,912,274.68	0.00	0.00	10,485,387.56	0.00	15,806,324.60	0.00	2,033,782.59	
MOOE		25,306,132.84	0.00	25,306,132.84	25,306,132.84	0.00	0.00	0.00	25,306,132.84	11,117,383.29	1,401,786.86	0.00	0.00	12,519,170.15	2,573,112.88	7,912,274.68	0.00	0.00	10,485,387.56	0.00	12,796,962.69	0.00	2,033,782.59	
CO		3,618,962.00	(599,600.00)	3,019,362.00	3,019,362.00	0.00	0.00	0.00	3,019,362.00	0.00	0.00	0.00	0.00	0.00	0.00	0.00	0.00	0.00	0.00	0.00	3,019,362.00	0.00	0.00	
Locally-Funded Projects		1,633,584.52	(9,610.21)	1,623,974.31	1,623,974.31	0.00	0.00	0.00	1,623,974.31	0.00	0.00	0.00	0.00	0.00	0.00	0.00	0.00	0.00	0.00	0.00	1,623,974.31	0.00	0.00	
Rehabilitation of College of Education Building	310100200000000	290,834.32	(5,754.98)	285,079.34	285,079.34	0.00	0.00	0.00	285,079.34	0.00	0.00	0.00	0.00	0.00	0.00	0.00	0.00	0.00	0.00	0.00	285,079.34	0.00	0.00	

Department: State Universities and Colleges (SUCs)
 Agency: Tarlac State University
 Operating Unit: < not applicable >
 Organization Code (UACS): 08 037 000000
 Fund Cluster: 01 Regular Agency Fund

	Current Year Appropriations
	Supplemental Appropriations
X	Continuing Appropriations

(e.g. UACS Fund Cluster: 01-Regular Agency Fund, 02-Foreign Assisted Projects Fund, 03-Special Account-Locally Funded/Domestic Grants Fund, and 04-Special Account-Foreign Assisted/Foreign Grants Fund)


Particulars	UACS CODE	Appropriations				Allotments				Current Year Obligations					Current Year Disbursements					Balances				
		Authorized Appropriations	Adjustments (Transfer To/From, Realignment)	Adjusted Appropriations	Allotments Received	Adjustments (Withdrawal, Realignment)	Transfer To	Transfer From	Adjusted Total Allotments	1st Quarter Ending March 31	2nd Quarter Ending June 30	3rd Quarter Ending Sept. 30	4th Quarter Ending Dec. 31	TOTAL	1st Quarter Ending March 31	2nd Quarter Ending June 30	3rd Quarter Ending Sept. 30	4th Quarter Ending Dec. 31	TOTAL	Unreleased Appro	Unobligated Allotments	Unpaid Obligations		
		3	4	5=(3+4)	6	7	8	9	10=(6+(-)-7)-8+9	11	12	13	14	15=(11+12+13+14)	16	17	18	19	20=(16+17+18+19)	21=(5-10)	22=(10-15)	23	24	
CO		290,834.32	(5,754.98)	285,079.34	285,079.34	0.00	0.00	285,079.34	0.00	0.00	0.00	0.00	0.00	0.00	0.00	0.00	0.00	0.00	0.00	0.00	0.00	285,079.34	0.00	0.00
Rehabilitation and Expansion of TLE Building	31010020012000	15,646.72	(37.33)	15,609.39	15,609.39	0.00	0.00	15,609.39	0.00	0.00	0.00	0.00	0.00	0.00	0.00	0.00	0.00	0.00	0.00	0.00	0.00	15,609.39	0.00	0.00
CO		15,646.72	(37.33)	15,609.39	15,609.39	0.00	0.00	15,609.39	0.00	0.00	0.00	0.00	0.00	0.00	0.00	0.00	0.00	0.00	0.00	0.00	0.00	15,609.39	0.00	0.00
Land and Road Network Improvement, San Diego Campus	31010020013000	1,327,103.48	(3,817.90)	1,323,285.58	1,323,285.58	0.00	0.00	1,323,285.58	0.00	0.00	0.00	0.00	0.00	0.00	0.00	0.00	0.00	0.00	0.00	0.00	0.00	1,323,285.58	0.00	0.00
CO		1,327,103.48	(3,817.90)	1,323,285.58	1,323,285.58	0.00	0.00	1,323,285.58	0.00	0.00	0.00	0.00	0.00	0.00	0.00	0.00	0.00	0.00	0.00	0.00	0.00	1,323,285.58	0.00	0.00
OO - Higher education research improved to promote economic productivity and innovation		872,532.59	0.00	872,532.59	872,532.59	0.00	0.00	872,532.59	491,766.39	99,852.61	0.00	0.00	0.00	591,719.00	203,533.64	312,246.74	0.00	0.00	515,780.38	0.00	0.00	280,813.59	0.00	75,938.62
ADVANCED EDUCATION PROGRAM		214,616.45	0.00	214,616.45	214,616.45	0.00	0.00	214,616.45	27,860.25	13,702.61	0.00	0.00	0.00	41,662.86	27,560.25	0.00	0.00	0.00	27,560.25	0.00	0.00	172,953.59	0.00	13,702.61
Provision of Advanced Education Services	33010010001000	214,616.45	0.00	214,616.45	214,616.45	0.00	0.00	214,616.45	27,860.25	13,702.61	0.00	0.00	0.00	41,662.86	27,560.25	0.00	0.00	0.00	27,560.25	0.00	0.00	172,953.59	0.00	13,702.61
MOOE		214,616.45	0.00	214,616.45	214,616.45	0.00	0.00	214,616.45	27,860.25	13,702.61	0.00	0.00	0.00	41,662.86	27,560.25	0.00	0.00	0.00	27,560.25	0.00	0.00	172,953.59	0.00	13,702.61
RESEARCH PROGRAM		657,916.14	0.00	657,916.14	657,916.14	0.00	0.00	657,916.14	463,806.14	86,250.00	0.00	0.00	0.00	550,056.14	175,573.39	312,246.74	0.00	0.00	487,820.13	0.00	0.00	107,860.00	0.00	62,236.01
Conduct of Research Services	330200100001000	657,916.14	0.00	657,916.14	657,916.14	0.00	0.00	657,916.14	463,806.14	86,250.00	0.00	0.00	0.00	550,056.14	175,573.39	312,246.74	0.00	0.00	487,820.13	0.00	0.00	107,860.00	0.00	62,236.01
MOOE		657,916.14	0.00	657,916.14	657,916.14	0.00	0.00	657,916.14	463,806.14	86,250.00	0.00	0.00	0.00	550,056.14	175,573.39	312,246.74	0.00	0.00	487,820.13	0.00	0.00	107,860.00	0.00	62,236.01
OO - Community engagement increased		451,077.72	0.00	451,077.72	451,077.72	0.00	0.00	451,077.72	294,275.60	62,181.96	0.00	0.00	0.00	356,457.56	294,275.60	0.00	0.00	0.00	294,275.60	0.00	0.00	94,620.16	0.00	62,181.96
TECHNICAL ADVISORY EXTENSION PROGRAM		451,077.72	0.00	451,077.72	451,077.72	0.00	0.00	451,077.72	294,275.60	62,181.96	0.00	0.00	0.00	356,457.56	294,275.60	0.00	0.00	0.00	294,275.60	0.00	0.00	94,620.16	0.00	62,181.96
Provision of Extension Services	330100100001000	451,077.72	0.00	451,077.72	451,077.72	0.00	0.00	451,077.72	294,275.60	62,181.96	0.00	0.00	0.00	356,457.56	294,275.60	0.00	0.00	0.00	294,275.60	0.00	0.00	94,620.16	0.00	62,181.96
MOOE		451,077.72	0.00	451,077.72	451,077.72	0.00	0.00	451,077.72	294,275.60	62,181.96	0.00	0.00	0.00	356,457.56	294,275.60	0.00	0.00	0.00	294,275.60	0.00	0.00	94,620.16	0.00	62,181.96
Sub-Total, Operations		31,882,286.67	(609,210.21)	31,273,076.46	31,273,076.46	0.00	0.00	31,273,076.46	11,903,425.28	1,963,521.43	0.00	0.00	0.00	13,467,346.71	3,070,622.12	8,224,521.42	0.00	0.00	11,295,443.54	0.00	0.00	17,805,732.75	0.00	2,171,903.17
PS		0.00	0.00	0.00	0.00	0.00	0.00	0.00	0.00	0.00	0.00	0.00	0.00	0.00	0.00	0.00	0.00	0.00	0.00	0.00	0.00	0.00	0.00	0.00
MOOE		26,629,743.15	0.00	26,629,743.15	26,629,743.15	0.00	0.00	26,629,743.15	11,903,425.28	1,963,521.43	0.00	0.00	0.00	13,467,346.71	3,070,622.12	8,224,521.42	0.00	0.00	11,295,443.54	0.00	0.00	13,162,396.44	0.00	2,171,903.17
FinEx (if Applicable)		0.00	0.00	0.00	0.00	0.00	0.00	0.00	0.00	0.00	0.00	0.00	0.00	0.00	0.00	0.00	0.00	0.00	0.00	0.00	0.00	0.00	0.00	0.00
CO		5,252,546.52	(609,210.21)	4,643,336.31	4,643,336.31	0.00	0.00	4,643,336.31	0.00	0.00	0.00	0.00	0.00	0.00	0.00	0.00	0.00	0.00	0.00	0.00	0.00	4,643,336.31	0.00	0.00
II. Unobligated Allotment Balances pursuant to RA Nos. 11519 and 11520		0.00	0.00	0.00	0.00	0.00	0.00	0.00	0.00	0.00	0.00	0.00	0.00	0.00	0.00	0.00	0.00	0.00	0.00	0.00	0.00	0.00	0.00	0.00
CO		0.00	0.00	0.00	0.00	0.00	0.00	0.00	0.00	0.00	0.00	0.00	0.00	0.00	0.00	0.00	0.00	0.00	0.00	0.00	0.00	0.00	0.00	0.00
GRAND TOTAL		37,110,190.56	(609,210.21)	36,500,980.35	36,500,980.35	0.00	0.00	36,500,980.35	13,677,374.98	2,076,263.03	0.00	0.00	0.00	15,753,638.01	4,669,556.35	8,912,178.40	0.00	0.00	13,581,734.84	0.00	0.00	20,747,342.34	0.00	1,596,587.70
PS		0.00	0.00	0.00	0.00	0.00	0.00	0.00	0.00	0.00	0.00	0.00	0.00	0.00	0.00	0.00	0.00	0.00	0.00	0.00	0.00	0.00	0.00	0.00
MOOE		31,857,644.04	0.00	31,857,644.04	31,857,644.04	0.00	0.00	31,857,644.04	13,677,374.98	2,076,263.03	0.00	0.00	0.00	15,753,638.01	4,669,556.35	8,912,178.40	0.00	0.00	13,581,734.84	0.00	0.00	16,104,006.03	0.00	1,596,587.70
FinEx (if Applicable)		0.00	0.00	0.00	0.00	0.00	0.00	0.00	0.00	0.00	0.00	0.00	0.00	0.00	0.00	0.00	0.00	0.00	0.00	0.00	0.00	0.00	0.00	0.00
CO		5,252,546.52	(609,210.21)	4,643,336.31	4,643,336.31	0.00	0.00	4,643,336.31	0.00	0.00	0.00	0.00	0.00	0.00	0.00	0.00	0.00	0.00	0.00	0.00	0.00	4,643,336.31	0.00	0.00



RYAN R. RONQUILLO

Officer-In-Charge


Date: 2021-07-21 13:15:39



JOHN ERWIN C. PANLILIO

Accountant


Date: 2021-07-21 13:15:39



JOHN ERWIN C. PANLILIO

Director, FMS

Date: 2021-07-21 15:24:36



MYRNA O. MALLARI

Agency Head

Date: 2021-07-21 15:33:57