


SUMMARY REPORT OF DISBURSEMENTS
For the Quarter Ending September 30, 2019
In Pesos


ANNEX D

Department : State Universities and Colleges
Agency/Operating Unit : TARLAC STATE UNIVERSITY
Region/Province/City : Region III/ Tarlac
Fund : 101


PARTICULARS (1)	CURRENT YEAR BUDGET				PRIOR YEAR'S BUDGET				PRIOR YEARS' OBLIGATIONS				SUB-TOTAL (5)=2+3+4	TRUST LIABILITIES				GRAND TOTAL				Remarks (9)	
	PS	MOOE	CO	TOTAL	PS	MOOE	CO	TOTAL	PS	MOOE	CO	TOTAL		PS	MOOE	CO	TOTAL	Other	PS	MOOE	CO		TOTAL
FIRST QUARTER	(2)				(3)				(4)				(5)	(6)				(7)	(8)				
Notice of Cash Allocation																							
MDS Checks Issued	30,553,640.15	5,552,272.18		36,105,912.33					38,457.48				38,457.48										
Advice to Debit Account	35,529,262.66	16,674,303.07	518,572.06	52,722,137.79					186,335.63	203,212.18	1,458,260.68	1,847,808.49											
Tax Remittance Advices Issued	3,738,547.90	330,343.37	25,122.94	4,094,014.21					19,517.34	2,648.05	90,592.62	112,758.01											
Cash Disbursement Ceiling																							
Non-Cash Availment Authority																							
TOTAL	69,821,450.71	22,556,918.62	543,695.00	92,922,064.33	-	-	-	-	244,310.45	205,860.23	1,548,853.30	1,999,023.98	94,921,088.31	-	-	-	-	70,065,761.16	22,762,778.85	2,092,548.30	94,921,088.31		
SECOND QUARTER	(2)				(3)				(4)				(5)	(6)				(7)	(8)				
Notice of Cash Allocation																							
MDS Checks Issued	10,222,720.84	5,299,696.65		15,522,417.49																			
Advice to Debit Account	65,089,637.76	14,971,135.97	194,729.32	80,255,503.05					748,710.23	55,117,028.34	55,865,738.57	136,121,241.62											
Tax Remittance Advices Issued	6,374,932.62	3,926,613.83	12,981.96	10,314,528.41					34,726.76	3,300,729.33	3,335,456.09	13,649,984.50											
Cash Disbursement Ceiling																							
Non-Cash Availment Authority																							
TOTAL	81,687,291.22	24,197,446.45	207,711.28	106,092,448.95	-	-	-	-	783,436.99	58,417,757.67	59,201,194.66	165,293,643.61	-	-	-	-	81,687,291.22	24,980,883.44	58,625,468.95	165,293,643.61			
THIRD QUARTER	(2)				(3)				(4)				(5)	(6)				(7)	(8)				
Notice of Cash Allocation																							
MDS Checks Issued	12,206,495.16	5,306,263.66		17,512,758.82																			
Advice to Debit Account	43,390,656.44	23,256,144.17	10,030,697.57	76,677,498.18																			
Tax Remittance Advices Issued	6,363,573.81	1,109,315.10	631,232.23	8,104,121.14																			
Cash Disbursement Ceiling																							
Non-Cash Availment Authority																							
TOTAL	61,960,725.41	29,671,722.93	10,661,929.80	102,294,378.14	-	-	#	-	-	-	-	-	102,294,378.14	-	-	-	-	61,960,725.41	29,671,722.93	10,661,929.80	102,294,378.14		
FOURTH QUARTER	(2)				(3)				(4)				(5)	(6)				(7)	(8)				
Notice of Cash Allocation																							
MDS Checks Issued																							
Advice to Debit Account																							
Tax Remittance Advices Issued																							
Cash Disbursement Ceiling																							
Non-Cash Availment Authority																							
TOTAL	-	-	-	-	-	-	#	-	-	-	-	-	-	-	-	-	-	-	-	-	-	-	
GRAND TOTAL	213,469,467.34	76,426,088.00	11,413,336.08	301,308,891.42	-	-	#	-	244,310.45	989,297.22	59,966,610.97	61,200,218.64	362,509,110.06	-	-	-	-	213,713,777.79	77,415,385.22	71,379,947.05	362,509,110.06		

Certified Correct:

JESUS S. DANGANAN
Budget Officer

Date:

Certified Correct:

JOHN ERWIN C. PANLILIO
OIC, Financial Mgmt. Office

Approved By:


MYRNA Q. MALLARI, DBA
President

Date: