



**STATEMENT OF APPROVED BUDGET, UTILIZATIONS, DISBURSEMENTS AND BALANCES FOR TRUST RECEIPTS**  
 (for implementing Agency use Only)  
 As at the Quarter Ending September 30, 2020


Department : State Universities and Colleges  
 Agency : TARLAC STATE UNIVERSITY  
 Operating Unit :  
 Organization Code (UAC) : 08 037 00 00000  
 Funding Source Code (as of 07- Trust Receipts)

Inter Agency Fund Transfer  
 Grants and Donations (Less than 12 months)

Source Agencies and Projects	UACS CODE	Approved Budget			Budget Utilization					Disbursements					BALANCES		
		Approved Budgeted Revenue/ Receipts	Adjustments (Additions, Reductions, Modifications/ Augmentations)	Adjusted Budgeted Revenue	1st Quarter Ending March 31	2nd Quarter Ending June 30	3rd Quarter Ending Sept. 30	4th Quarter Ending Dec. 31	Total	1st Quarter Ending March 31	2nd Quarter Ending June 30	3rd Quarter Ending Sept. 30	4th Quarter Ending Dec. 31	Total	Unutilized Budget	Unpaid Utilizations (10-19) = (17+18)	
																Due and Demandable	Not Yet Due and Demandable
1	2	3	4	5=[3+(-)4]	6	7	8	9	10=(6+7+8+9)	11	12	13	14	15=(11+12+13+14)	16=(5-10)	17	18
TF FINANCIAL ASSISTANCE	20401010-00-F	4,326,268.88	(18,725,000.00)	23,051,268.88	1,547,800.00	3,609,536.50	884,755.00		6,042,091.50	799,610.00	817,800.00	3,416,976.50	-	5,034,386.50	17,009,177.38	1,007,705.00	
PS	50100000 00			-					-					-			
MOOE	50200000 00	4,326,268.88	(18,725,000.00)	23,051,268.88	1,547,800.00	3,609,536.50	884,755.00		6,042,091.50	799,610.00	817,800.00	3,416,976.50		5,034,386.50	17,009,177.38	1,007,705.00	
Fin Exp.(if applicable)	50300000 00			-					-					-			
CO	50600000 00			-					-					-			
TF OTHERS	20401010-00-	1,991,943.92	(218,666.07)	2,210,609.99	269,595.00	133,630.00	140,492.90	-	543,717.90	245,555.00	53,768.50	188,149.30	-	487,472.80	1,666,892.09	56,245.10	-
PS	50100000 00			-					-					-			
MOOE	50200000 00	1,991,943.92	(218,666.07)	2,210,609.99	269,595.00	133,630.00	140,492.90		543,717.90	245,555.00	53,768.50	188,149.30		487,472.80	1,666,892.09	56,245.10	
Fin Exp.(if applicable)	50300000 00			-					-					-			
CO	50600000 00			-					-					-			
STUDENT FEES	20401010-00-	550,209.00	(313,136.18)	863,345.18	305,183.18	558,162.00	-	-	863,345.18	273,200.00	65,983.18	493,267.00	-	832,450.18	-	30,895.00	-
PS	50100000 00			-					-					-			
MOOE	50200000 00	550,209.00	(313,136.18)	863,345.18	305,183.18	558,162.00			863,345.18	273,200.00	65,983.18	493,267.00		832,450.18	-	30,895.00	
Fin Exp.(if applicable)	50300000 00			-					-					-			
CO	50600000 00			-					-					-			
SCHOLARSHIP GRANTS	20401010-00-S	3,753,761.81	(2,142,400.00)	5,896,161.81	2,116,527.50	162,389.13	535,874.10	-	2,814,790.73	511,838.70	73,389.13	-	-	585,227.83	3,081,371.08	2,229,562.90	-
PS	50100000 00			-					-					-			
MOOE	50200000 00	3,753,761.81	(2,142,400.00)	5,896,161.81	2,116,527.50	162,389.13	535,874.10		2,814,790.73	511,838.70	73,389.13			585,227.83	3,081,371.08	2,229,562.90	
Fin Exp.(if applicable)	50300000 00			-					-					-			
CO	50600000 00			-					-					-			
DUE TO NGAS	20201050	12,017,946.20	(956,130.00)	12,974,076.20	39,961.00	-	2,043,920.50	-	2,083,881.50	39,961.00	-	601,280.50	-	641,241.50	10,890,194.70	1,442,640.00	-
PS	50100000 00			-					-					-			
MOOE	50200000 00	12,017,946.20	(956,130.00)	12,974,076.20	39,961.00		2,043,920.50		2,083,881.50	39,961.00		601,280.50		641,241.50	10,890,194.70	1,442,640.00	
Fin Exp.(if applicable)	50300000 00			-					-					-			
CO	50600000 00			-					-					-			
GUARANTY/SECURITY DEPOSITS PAYABLE	20401040	2,135,126.51	(70,500.00)	2,205,626.51	-	-	142,275.00	-	142,275.00	-	-	-	-	-	2,063,351.51	142,275.00	-
PS	50100000 00			-					-					-			
MOOE	50200000 00	2,135,126.51	(70,500.00)	2,205,626.51			142,275.00		142,275.00					-	2,063,351.51	142,275.00	
Fin Exp.(if applicable)	50300000 00			-					-					-			
CO	50600000 00			-					-					-			
<b>GRAND TOTAL</b>		<b>24,775,256.32</b>	<b>(22,425,832.25)</b>	<b>47,201,088.57</b>	<b>4,279,066.68</b>	<b>4,463,717.63</b>	<b>3,747,317.50</b>	<b>-</b>	<b>12,490,101.81</b>	<b>1,870,164.70</b>	<b>1,010,940.81</b>	<b>4,699,673.30</b>	<b>-</b>	<b>7,580,778.81</b>	<b>34,710,986.76</b>	<b>4,909,323.00</b>	<b>-</b>
PS		-	-	-	-	-	-	-	-	-	-	-	-	-	-	-	-
MOOE		24,775,256.32	(22,425,832.25)	47,201,088.57	4,279,066.68	4,463,717.63	3,747,317.50	-	12,490,101.81	1,870,164.70	1,010,940.81	4,699,673.30	-	7,580,778.81	34,710,986.76	4,909,323.00	-
Fin Exp.(if applicable)		-	-	-	-	-	-	-	-	-	-	-	-	-	-	-	-
CO		-	-	-	-	-	-	-	-	-	-	-	-	-	-	-	-

Certified Correct:  
  
 ELEANORA T. TEOFILO  
 Budget Officer

Certified Correct:  
  
 JOHN ERWIN C. PANLILIO  
 Chief Accountant


Approved By:  
  
 DR. MYRNA Q. MALLARI  
 President


**STATEMENT OF APPROVED BUDGET, UTILIZATIONS, DISBURSEMENTS AND BALANCES FOR TRUST RECEIPTS**  
 (for implementing Agency use Only)  
As at the Quarter Ending September 30, 2020


Department : State Universities and Colleges  
 Agency : TARLAC STATE UNIVERSITY  
 Operating Unit :  
 Organization Code (UAC) : 08 037 00 00000  
 Funding Source Code (as of 07- Trust Receipts)

Inter Agency Fund Transfer  
 Grants and Donations (Less than 12 months)

Source Agencies and Projects	UACS CODE	Approved Budget			Budget Utilization					Disbursements					BALANCES		
		Approved Budgeted Revenue/ Receipts	Adjustments (Additions, Reductions, Modifications/ Augmentations)	Adjusted Budgeted Revenue	1st Quarter Ending March 31	2nd Quarter Ending June 30	3rd Quarter Ending Sept. 30	4th Quarter Ending Dec. 31	Total	1st Quarter Ending March 31	2nd Quarter Ending June 30	3rd Quarter Ending Sept. 30	4th Quarter Ending Dec. 31	Total	Unutilized Budget	Unpaid Utilizations (10-19) = (17+18)	
																Due and Demandable	Not Yet Due and Demandable
1	2	3	4	5=[3+(-)4]	6	7	8	9	10=(6+7+8+9)	11	12	13	14	15=(11+12+13+14)	16=(5-10)	17	18
TF FINANCIAL ASSISTANCE	20401010-00-F	4,326,268.88	(18,725,000.00)	23,051,268.88	1,547,800.00	3,609,536.50	884,755.00		6,042,091.50	799,610.00	817,800.00	3,416,976.50	-	5,034,386.50	17,009,177.38	1,007,705.00	
PS	50100000 00	-	-	-	-	-	-	-	-	-	-	-	-	-	-	-	-
MOOE	50200000 00	4,326,268.88	(18,725,000.00)	23,051,268.88	1,547,800.00	3,609,536.50	884,755.00		6,042,091.50	799,610.00	817,800.00	3,416,976.50	-	5,034,386.50	17,009,177.38	1,007,705.00	
Fin Exp.(if applicable)	50300000 00	-	-	-	-	-	-	-	-	-	-	-	-	-	-	-	-
CO	50600000 00	-	-	-	-	-	-	-	-	-	-	-	-	-	-	-	-
TF OTHERS	20401010-00	1,991,943.92	(218,666.07)	2,210,609.99	269,595.00	133,630.00	140,492.90	-	543,717.90	245,555.00	53,768.50	188,149.30	-	487,472.80	1,666,892.09	56,245.10	-
PS	50100000 00	-	-	-	-	-	-	-	-	-	-	-	-	-	-	-	-
MOOE	50200000 00	1,991,943.92	(218,666.07)	2,210,609.99	269,595.00	133,630.00	140,492.90	-	543,717.90	245,555.00	53,768.50	188,149.30	-	487,472.80	1,666,892.09	56,245.10	-
Fin Exp.(if applicable)	50300000 00	-	-	-	-	-	-	-	-	-	-	-	-	-	-	-	-
CO	50600000 00	-	-	-	-	-	-	-	-	-	-	-	-	-	-	-	-
STUDENT FEES	20401010-00	550,209.00	(313,136.18)	863,345.18	305,183.18	558,162.00	-	-	863,345.18	273,200.00	65,983.18	493,267.00	-	832,450.18	-	30,895.00	-
PS	50100000 00	-	-	-	-	-	-	-	-	-	-	-	-	-	-	-	-
MOOE	50200000 00	550,209.00	(313,136.18)	863,345.18	305,183.18	558,162.00	-	-	863,345.18	273,200.00	65,983.18	493,267.00	-	832,450.18	-	30,895.00	-
Fin Exp.(if applicable)	50300000 00	-	-	-	-	-	-	-	-	-	-	-	-	-	-	-	-
CO	50600000 00	-	-	-	-	-	-	-	-	-	-	-	-	-	-	-	-
SCHOLARSHIP GRANTS	20401010-00-S	3,753,761.81	(2,142,400.00)	5,896,161.81	2,116,527.50	162,389.13	535,874.10	-	2,814,790.73	511,838.70	73,389.13	-	-	585,227.83	3,081,371.08	2,229,562.90	-
PS	50100000 00	-	-	-	-	-	-	-	-	-	-	-	-	-	-	-	-
MOOE	50200000 00	3,753,761.81	(2,142,400.00)	5,896,161.81	2,116,527.50	162,389.13	535,874.10	-	2,814,790.73	511,838.70	73,389.13	-	-	585,227.83	3,081,371.08	2,229,562.90	-
Fin Exp.(if applicable)	50300000 00	-	-	-	-	-	-	-	-	-	-	-	-	-	-	-	-
CO	50600000 00	-	-	-	-	-	-	-	-	-	-	-	-	-	-	-	-
DUE TO NGAS	20201050	12,017,946.20	(956,130.00)	12,974,076.20	39,961.00	-	2,043,920.50	-	2,083,881.50	39,961.00	-	601,280.50	-	641,241.50	10,890,194.70	1,442,640.00	-
PS	50100000 00	-	-	-	-	-	-	-	-	-	-	-	-	-	-	-	-
MOOE	50200000 00	12,017,946.20	(956,130.00)	12,974,076.20	39,961.00	-	2,043,920.50	-	2,083,881.50	39,961.00	-	601,280.50	-	641,241.50	10,890,194.70	1,442,640.00	-
Fin Exp.(if applicable)	50300000 00	-	-	-	-	-	-	-	-	-	-	-	-	-	-	-	-
CO	50600000 00	-	-	-	-	-	-	-	-	-	-	-	-	-	-	-	-
GUARANTY/SECURITY DEPOSITS PAYABLE	20401040	2,135,126.51	(70,500.00)	2,205,626.51	-	-	142,275.00	-	142,275.00	-	-	-	-	-	2,063,351.51	142,275.00	-
PS	50100000 00	-	-	-	-	-	-	-	-	-	-	-	-	-	-	-	-
MOOE	50200000 00	2,135,126.51	(70,500.00)	2,205,626.51	-	-	142,275.00	-	142,275.00	-	-	-	-	-	2,063,351.51	142,275.00	-
Fin Exp.(if applicable)	50300000 00	-	-	-	-	-	-	-	-	-	-	-	-	-	-	-	-
CO	50600000 00	-	-	-	-	-	-	-	-	-	-	-	-	-	-	-	-
<b>GRAND TOTAL</b>		<b>24,775,256.32</b>	<b>(22,425,832.25)</b>	<b>47,201,088.57</b>	<b>4,279,066.68</b>	<b>4,463,717.63</b>	<b>3,747,317.50</b>	<b>-</b>	<b>12,490,101.81</b>	<b>1,870,164.70</b>	<b>1,010,940.81</b>	<b>4,699,673.30</b>	<b>-</b>	<b>7,580,778.81</b>	<b>34,710,986.76</b>	<b>4,909,323.00</b>	<b>-</b>
PS		-	-	-	-	-	-	-	-	-	-	-	-	-	-	-	-
MOOE		24,775,256.32	(22,425,832.25)	47,201,088.57	4,279,066.68	4,463,717.63	3,747,317.50	-	12,490,101.81	1,870,164.70	1,010,940.81	4,699,673.30	-	7,580,778.81	34,710,986.76	4,909,323.00	-
Fin Exp.(if applicable)		-	-	-	-	-	-	-	-	-	-	-	-	-	-	-	-
CO		-	-	-	-	-	-	-	-	-	-	-	-	-	-	-	-

Certified Correct:  
  
 ELENA MAY T. TEOFILO  
 Budget Officer

Certified Correct:  
  
 JOHN ERWIN C. PANLILIO  
 Chief Accountant

Approved By:  
  
 DR. MYRNA Q. MALLARI  
 President